



**CRISTEC**  
on-board energy

# CATALOGUE

# 2023

**Battery chargers**  
**Converters**  
**Battery related products**  
**Other equipment**



Yachting | Marine | Mobile | Robotics | Renewable energy | Industry

Specifications may change without prior notice.

C

[www.cristec.fr](http://www.cristec.fr)

CRISTEC specializes in energy conversion. Founded in 1983 in Annecy, the company belongs to the EURO ELEC group and has been based in Brittany for nearly 30 years.

CRISTEC is an independent and innovative power-electronic systems manufacturer. Versatile, with a policy of putting people first, our teams participate enthusiastically in the development of the company. Our products are manufactured in France which is a guarantee of reliability and a major advantage for all our customers.

CRISTEC offers expertise on an international scale via its range of standard and customized products mainly for on-board applications. Thanks to our network of distributors who are present in over 50 countries we can guarantee our clients reliable universal solutions for use in extreme environmental conditions.

Our automatic H.F. chargers, an innovative technology in which CRISTEC was the precursor, and all our products relating to battery charging meet the whole host of international standards and norms. The design of our latest equipment benefits from unrivalled feedback on almost 200.000 HF chargers in use.



## New products

### KERSINE

Inverters 3KW



Battery chargers

### YPOWER+

Shore-power units



**French design and manufacturing**




**Made in France**

**Silent products**



**Silence**

**Optimal performance  
whatever the environmental conditions**



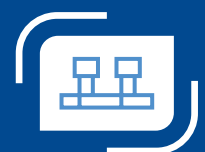
**Thermal  
withstand**

**Connected products**



**Bluetooth**

**New horizons  
thanks to new technology**



**CAN-BUS  
Interface**

# BATTERY CHARGERS

## HPOWER

### Single-phase range

Description	Reference
<b>12VDC range</b>	
12V/90A/3 banks	HPO12-90
<b>24VDC range</b>	
24V/45A/3 banks	HPO24-45
24V/60A/3 banks	HPO24-60
24V/80A/3 banks	HPO24-80
24V/100A/3 banks	HPO24-100
<b>48VDC range</b>	
48V/30A/3 banks	HPO48-30
48V/50A/3 banks <sup>(1)</sup>	HPO48-50



**High power**  
**CAN-BUS**  
**Robustness & performance**

### Three-phase range

Description	Reference
<b>24VDC range</b>	
24V/60A/3 banks/400V 3-phase <sup>(1)</sup>	HPO24-60-TRI
24V/100A/3 banks/400V 3-phase <sup>(1)</sup>	HPO24-100-TRI
<b>48VDC range</b>	
48V/50A/3 banks/400V 3-phase <sup>(1)</sup>	HPO48-50-TRI

**3** Warranty  
**3 years**

**Li** Lithium  
**Lithium 6.941**

### Single-phase range with DNV marine certification

Description	Reference
<b>12VDC range</b>	
12V/90A/3 banks	HPO12-90-CERT
<b>24VDC range</b>	
24V/45A/3 banks	HPO24-45-CERT
24V/60A/3 banks	HPO24-60-CERT
24V/80A/3 banks	HPO24-80-CERT
24V/100A/3 banks	HPO24-100-CERT

### Professional application

- Touch-screen control panel
- Relays board
- Certificate on request



### Accessories

Description	Reference
2.4" Touch-screen control panel	UNI-DISPLAY-R
Temperature probe 2.8m	STP-UNI-2.8
Temperature probe 5m	STP-UNI-5.0
Parallelization kit	KIT-HPO-LINK



<sup>(1)</sup> Availability 2024

# BATTERY CHARGERS

## YPOWER+

 **8.9** /10 Repairability Index



Description	Reference
12V/40A/4 banks - fanless	YPO12-40STPL
12V/60A/4 banks - fanless	YPO12-60STPL

### Accessories

Description	Reference
Temperature probe 2.8m	STP-UNI-2.8
Temperature probe 5m	STP-UNI-5.0



Silent



4 outputs



Bluetooth



BUS-CAN Interface

**Silent chargers**  
**4 banks**  
**Connected**  
**Bluetooth - CAN-BUS**



**Warranty**  
**3 years**



**Lithium**

# BATTERY CHARGERS

## YPOWER

Description	Reference
<b>12VDC range</b>	
12V/16A/3 banks - fanless	YPO12-16ST
12V/25A/3 banks - fanless	YPO12-25ST

<b>24VDC range</b>	
24V/12A/3 banks - fanless	YPO24-12ST
24V/20A/3 banks - fanless	YPO24-20ST
24V/30A/3 banks	YPO24-30ST

### Accessories

Description	Reference
2.4" Touch-screen control panel	YPO-DISPLAY-R
Temperature probe 2.8m	STP-UNI-2.8
Temperature probe 5m	STP-UNI-5.0
Charger ON/OFF remote control	G-ON/OFF-R



**The must of smart chargers**  
**Our bestsellers**



**Warranty**  
**5 years**



**Lithium**





# BATTERY CHARGERS

## YPOWER WITH OPTION BOARD <sup>(1)</sup>



Description	Reference
-------------	-----------

### 12VDC range

12V/16A/3 banks - fanless	YPO12-16RELST
12V/25A/3 banks - fanless	YPO12-25RELST

### 24VDC range

24V/12A/3 banks	YPO24-12RELST
24V/20A/3 banks	YPO24-20RELST
24V/30A/3 banks	YPO24-30RELST

### Integrated relays board :

- low battery voltage
- charger fault

Description	Reference
-------------	-----------

### 12VDC range

12V/16A/3 banks - fanless	YPO12-16COMST
12V/25A/3 banks - fanless	YPO12-25COMST

### 24VDC range

24V/12A/3 banks	YPO24-12COMST
24V/20A/3 banks	YPO24-20COMST
24V/30A/3 banks	YPO24-30COMST

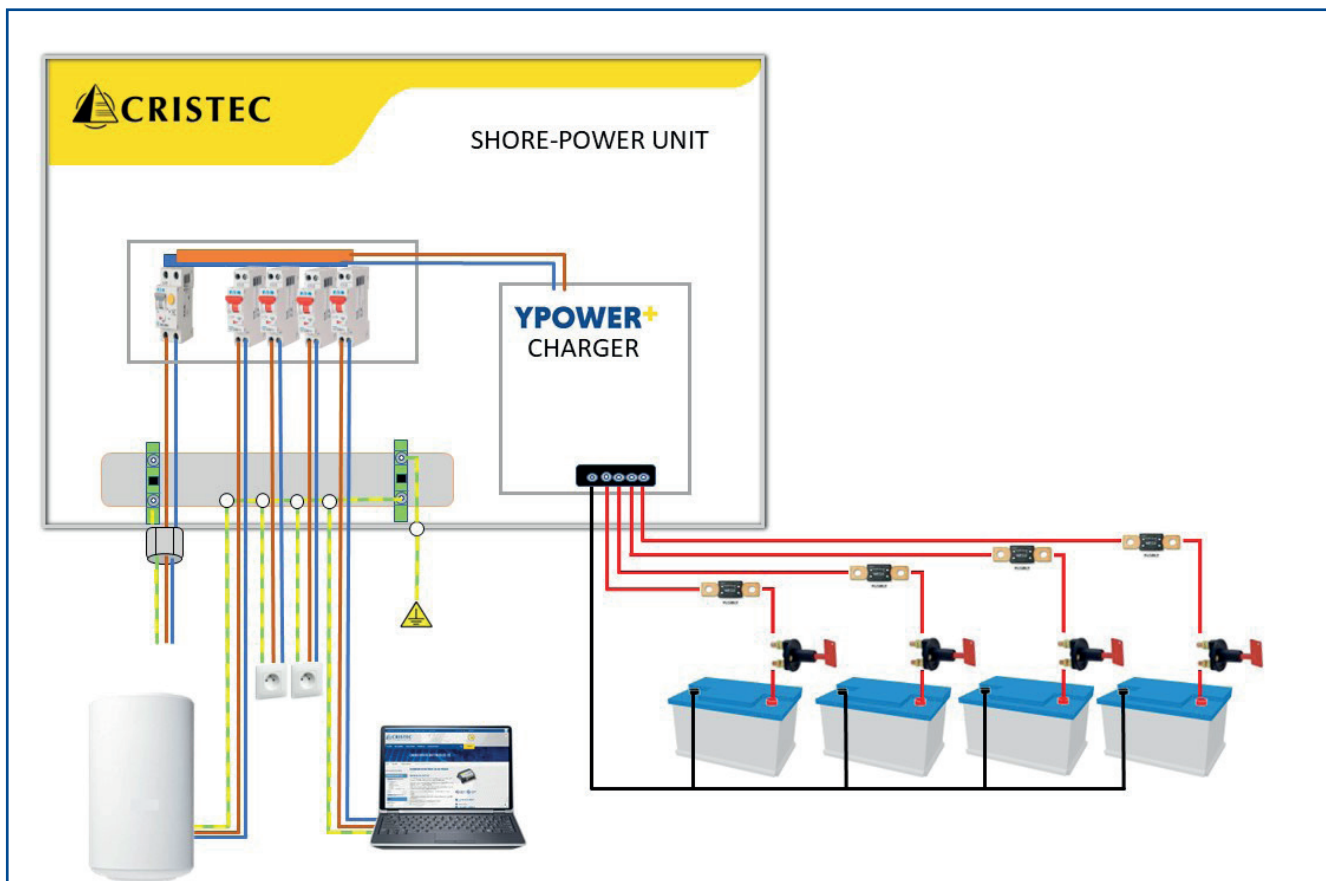


**Warranty**  
3 years

### Integrated CAN-BUS board :

- battery voltage
- charger current
- AC voltage & frequency

<sup>(1)</sup> **Warning : models not compliant with optional touch-screen control panel**



# SHORE-POWER UNITS

## YPOWER+



9.4/10

Repairability Index



Description	Reference
-------------	-----------

12V/40A/4 banks - 3 MCB 10A	UEYPOPL/12-40/3D
12V/40A/4 banks - 4 MCB 10A	UEYPOPL/12-40/4D
12V/40A/4 banks - 3 MCB 16A - 1 MCB 10A	UEYPOPL/12-40/4D3 <sup>(1)</sup>
12V/60A/4 banks - 3 MCB 10A	UEYPOPL/12-60/3D
12V/60A/4 banks - 4 MCB 10A	UEYPOPL/12-60/4D
12V/60A/4 banks - 3 MCB 16A - 1 MCB 10A	UEYPOPL/12-60/4D3 <sup>(1)</sup>

### Accessories

Description	Reference
-------------	-----------

Temperature probe 2.8m	STP-UNI-2.8
Temperature probe 5m	STP-UNI-5.0

<sup>(1)</sup> D3 : differential RCD 32A - 3 MCB 16A - 1 MCB 10A  
Others : differential RCD 16A - 3 or 4 MCB 10A



Silent



4 outputs



Bluetooth



BUS-CAN Interface

**Multifunction casing :**

- **Protection :**  
1 two-pole differential RCD 16A/30mA
- **Distribution :**  
3 or 4 MCB 10A  
2 extra MCB (option)
- **4 banks intelligent charger**



Warranty  
3 years



Lithium

# SHORE-POWER UNITS

## YPOWER

Description	Reference
-------------	-----------

12V/16A/3 banks - 2 MCB	UEYPO/12-16/2D
12V/16A/3 banks - 3 MCB	UEYPO/12-16/3D
12V/16A/3 banks - 4 MCB	UEYPO/12-16/4D
12V/25A/3 banks - 2 MCB	UEYPO/12-25/2D
12V/25A/3 banks - 3 MCB	UEYPO/12-25/3D
12V/25A/3 banks - 4 MCB	UEYPO/12-25/4D
12V/40A/3 banks - 3 MCB	UEYPO/12-40/3D
12V/40A/3 banks - 4 MCB	UEYPO/12-40/4D

### Accessories

Description	Reference
-------------	-----------

2.4" Touch-screen control panel	YPO-DISPLAY-R
Temperature probe 2.8m	STP-UNI-2.8
Temperature probe 5m	STP-UNI-5.0
Charger ON/OFF remote control	G-ON/OFF-R



**Protection :**  
1 two-pole differential RCD 16A/30mA

**Distribution :**  
2, 3 or 4 MCB 10A

**3 banks intelligent charger**



Warranty  
3 years



# BATTERY CHARGER

## DC-DC YPOWER



**LiFePO4 compliant**  
**up to 4 units in parallel**  
**integrated CAN-BUS**

Description	Reference
<b>12VDC range</b>	
12V-12V DC-DC 60A - fanless	YPO12-12/60
12V-24V DC-DC 30A - fanless	YPO12-24/30
12V-36V DC-DC 15A - fanless	YPO12-36/15
12V-48V DC-DC 10A - fanless	YPO12-48/10
<b>24VDC range</b>	
24V-12V DC-DC 60A - fanless	YPO24-12/60
24V-24V DC-DC 30A - fanless	YPO24-24/30
24V-36V DC-DC 20A - fanless	YPO24-36/20
24V-48V DC-DC 15A - fanless	YPO24-48/15
<b>36VDC range</b>	
36V-12V DC-DC 40A - fanless	YPO36-12/40
36V-24V DC-DC 30A - fanless	YPO36-24/30
36V-36V DC-DC 20A - fanless	YPO36-36/20
36V-48V DC-DC 15A - fanless	YPO36-48/15
<b>48VDC range</b>	
48V-12V DC-DC 40A - fanless	YPO48-12/40
48V-24V DC-DC 30A - fanless	YPO48-24/30
48V-36V DC-DC 20A - fanless	YPO48-36/20
48V-48V DC-DC 15A - fanless	YPO48-48/15
48V-48V DC-DC 30A - fanless	YPO48-48/30

**CHARGE**

**CONVERT**

**BOOST**

**STABILIZE**

**Warranty**  
**3 years**

### Accessories

Description	Reference
2.4" Touch-screen control panel	UNI-DISPLAY-R
Temperature probe 2.8m	STP-UNI-2.8
Temperature probe 5m	STP-UNI-5.0
Charger ON/OFF remote control	G-ON/OFF-R
Probe for alternator	STP-ALT-2.4



12, 24, 36 or 48V source  
 depending on model

Charge or convert  
 Boost or stabilize

12, 24, 36 or 48V utilization  
 depending on model





# OPTIONS

## SHORE-POWER UNITS

## BATTERY CHARGERS

	YPOWER+	YPOWER+	HPOWER	YPOWER	YPOWER	YPOWER
	Chargers	Shore-power units	Chargers	Chargers indexes N4 & more	Shore-power units	DC-DC chargers & MPPT regulators
Remote touch-screen control panel 2.4" <sup>1</sup>	-		UNI-DISPLAY-R	YPO-DISPLAY-R		UNI-DISPLAY-R
ON/OFF remote control <sup>2</sup>		-		G-ON/OFF-R <sup>(1)</sup>		
External varistor for unstable AC Mains	-		VAR-AC			-
Temperature probe 5m			STP-UNI-5.0			
Temperature probe 2.8m <sup>3</sup>			STP-UNI-2.8			
HPOWER parallelization kit	-		KIT-HPO-LINK		-	
<b>AC input connector WAGO WINSTA <sup>(2)</sup> <sup>4</sup></b>	30024064	-	-	30024064		-
<b>DC 3 outputs connector PHOENIX CONTACT <sup>(2)</sup> <sup>5</sup></b>						
All YPOWER models except 12V/60A		-		30033787		-
YPOWER 12V/60A		-		30033788		-
<b>DC 4 outputs connector PHOENIX CONTACT <sup>(2)</sup></b>						
YPOWER PLUS 12V/40A	30038370			-		
YPOWER PLUS 12V/60A	30037678			-		
Parallelization kit 1M (Microfit cable 3.0 6 contacts– 2 Microfit caps 3.0 120 ohms) <sup>(3)</sup>	SEEL030319	<sup>6</sup>	-	SEEL030319 (COMST)	-	SEEL030319 (DC-DC)
Parallelization kit 3M (Microfit cable 3.0 6 contacts– 2 Microfit caps 3.0 120 ohms) <sup>(3)</sup>	SEEL030320	<sup>7</sup>	-	SEEL030320 (COMST)	-	SEEL030320 (DC-DC)
Microfit cap 3.0 120 ohms <sup>(3)</sup>	30037624		-	30037624 (COMST)	-	30037624 (DC-DC)



<sup>1</sup>



<sup>2</sup>




<sup>3</sup>



<sup>4</sup>




<sup>5</sup>



Microfit caps  
120 Ohms

Microfit cable  
1M or 3M



- <sup>(1)</sup> not compatible with YPO12-16 12-25 & 24-12
- <sup>(2)</sup> for cable beam external to the charger
- <sup>(3)</sup> parallel mounting via CAN-BUS to increase the current

# 3.5" TOUCH-SCREEN BATTERY MONITOR **BAT-MON**

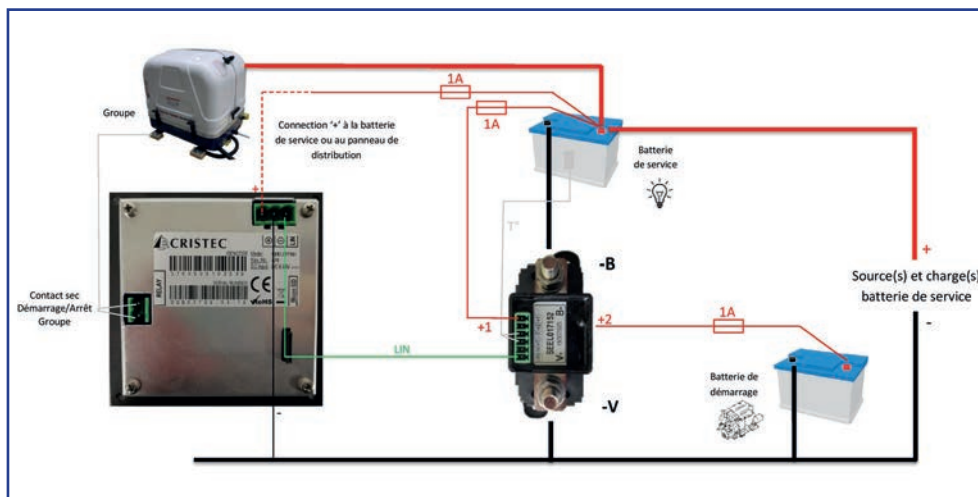


Description	Reference
Battery monitor (screen + 1 shunt 300A)	BAT-MON-3.5-3 <sup>(1)</sup>

## Accessories

Description	Reference
Additional shunt 300A	SHUNT-300-3.5-3 <sup>(1)</sup>
Wiring kit	SEEL017153
Temperature probe 2.8m	STP-UNI-2.8
Temperature probe 5m	STP-UNI-5.0

<sup>(1)</sup> Operates in 12, 24, 36 and 48VDC



**Controls one battery or one DC source flow**

- **Standard supply :**  
1 shunt  
1 NO/NC dry contact  
1 bank in voltage
- **Option :**  
up to 2 extra shunts

**2** Warranty 2 years

**3** Li Lithium 6.941

# CAN-BUS INTERFACE SHUNT **FLEXCAN**



Description	Reference
FLEXCAN 300A CAN-bus interface shunt	SHUNT-300-CAN <sup>(2)</sup>

**Battery parameters :**

- voltage and current
- remaining capacity and time
- average discharge depth
- unavailable capacity
- number of charge/discharge cycles

<sup>(2)</sup> to be used separately from BAT-MON

**2** Warranty 2 years

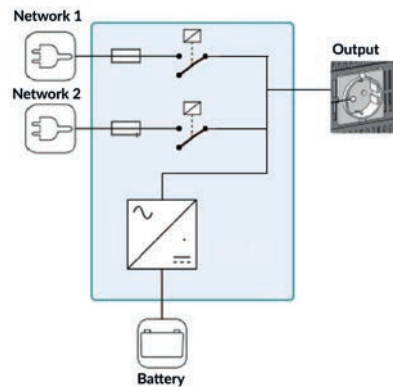
# SINEWAVE INVERTERS

## KERSINE

Description	Reference
<b>230VAC range (50-60Hz) <sup>(1)</sup></b>	
Inverter 12V KERSINE 3000VA <sup>(2)</sup>	KERS12-230/3000
Inverter 24V KERSINE 3000VA <sup>(2)</sup>	KERS24-230/3000

<sup>(1)</sup> Versions 115VAC pending - Consult us

<sup>(2)</sup> Availability end 2023



**High power**  
**3000W continuous**  
**Integrated 30A relays**  
**Lightweight < 7kg**

**3** Warranty  
**3 years**

# SINEWAVE INVERTERS

## SOLO

Description	Reference
<b>12VDC range</b>	
12V/200VA	SEEL006054B
12V/400VA	SEEL006056B
12V/800VA <sup>(1)</sup>	SEEL006072
12V/2000VA <sup>(1)</sup>	SEEL006088

<b>24VDC range</b>	
24V/300VA	SEEL006050B
24V/500VA	SEEL006052B
24V/1000VA <sup>(1)</sup>	SEEL006074
24V/2000VA <sup>(1)</sup>	SEEL006090
24V/2300VA	SEEL006092
24V/3300VA	SEEL006822

<b>48VDC range</b>	
48V/300VA	SEEL006954
48V/500VA	SEEL008368
48V/1200VA	SEEL006082
48V/2300VA	SEEL006094
48V/3500VA	SEEL006096
<sup>(1)</sup> Remote control for SOLO 800, 1000 & 2000VA	SEEL007130



**Models 230VAC/50Hz**  
**115VAC/60Hz on request**

**2** Warranty  
**2 years**

# ELECTRONIC BATTERY ISOLATORS (MOSFET)

## RCE



Description	Reference
100A/1 input - 2 banks - IG <sup>(1)</sup>	RCE/100-1E-2IG
100A/1 input - 3 banks - IG <sup>(1)</sup>	RCE/100-1E-3IG
100A/2 inputs - 3 banks	RCE/100-2E-3
150A/1 input - 2 banks - IG <sup>(1)</sup>	RCE/150-1E-2IG
150A/1 input - 3 banks - IG <sup>(1)</sup>	RCE/150-1E-3IG
180A/1 input - 2 banks - IG <sup>(1)</sup>	RCE/180-1E-2IG
180A/1 input - 3 banks - IG <sup>(1)</sup>	RCE/180-1E-3IG
200A/1 input - 3 banks - IG <sup>(1)</sup>	RCE/200-1E-3IG
Isolator kit <sup>(2)</sup>	SEEL010604

**12V & 24V**  
**No voltage drop**

**2** Warranty  
**2 years**

<sup>(1)</sup> integrated ignition alternator terminal

<sup>(2)</sup> for DC source requiring a voltage reference to start

# ISOLATED DC-DC CONVERTERS SD



Description	Reference
<b>12VDC input voltage</b>	
12V/12V/16A - SD203-I1-DD-AL	25000160DD
12V/24V/08A - SD206-I1-DD-AL	25000163DD
12V/48V/04A - SD208-I1-DD-AL	25000166DD
<b>24VDC input voltage</b>	
24V/12V/16A - SD203-I2-DD-AL	25000161DD
24V/24V/08A - SD206-I2-DD-AL	25000164DD
24V/48V/04A - SD208-I2-DD-AL	25000167DD
<b>48VDC input voltage</b>	
48V/12V/16A - SD203-I3-DD-AL	25000162DD
48V/24V/08A - SD206-I3-DD-AL	25000165DD
48V/48V/04A - SD208-I3-DD-AL	25000168DD

**Galvanic isolation**  
**Adjustable output voltage**  
**Operates as a battery charger**  
**200W - parallel mounting**

**2** Warranty  
**2 years**

# MPPT SOLAR CHARGE REGULATORS YPOWER



Description	Reference
12V MPPT regulator – fanless	YPO45-12-60/MPPT
24V MPPT regulator – fanless	YPO45-24-30/MPPT
12V MPPT regulator – fanless	YPO80-12-40/MPPT
24V MPPT regulator – fanless	YPO80-24-25/MPPT

**High power 800W**  
**Integrated CAN-BUS**  
**Solar cells voltage :**  
 45VDC or 80VDC

## Accessories

Description	Reference
2.4" Touch-screen control panel	UNI-DISPLAY-R
Temperature probe 2.8m	STP-UNI-2.8
Temperature probe 5m	STP-UNI-5.0
Charger ON/OFF remote control	G-ON/OFF-R

**3** Warranty  
 3 years



# VOLTAGE GUARD VLTG

Description	Reference
Voltage Guard 12V/24V - 70A	VLTG-70

**Protects your batteries against deep discharge, overvoltage and overload**

**2** Warranty  
 2 years

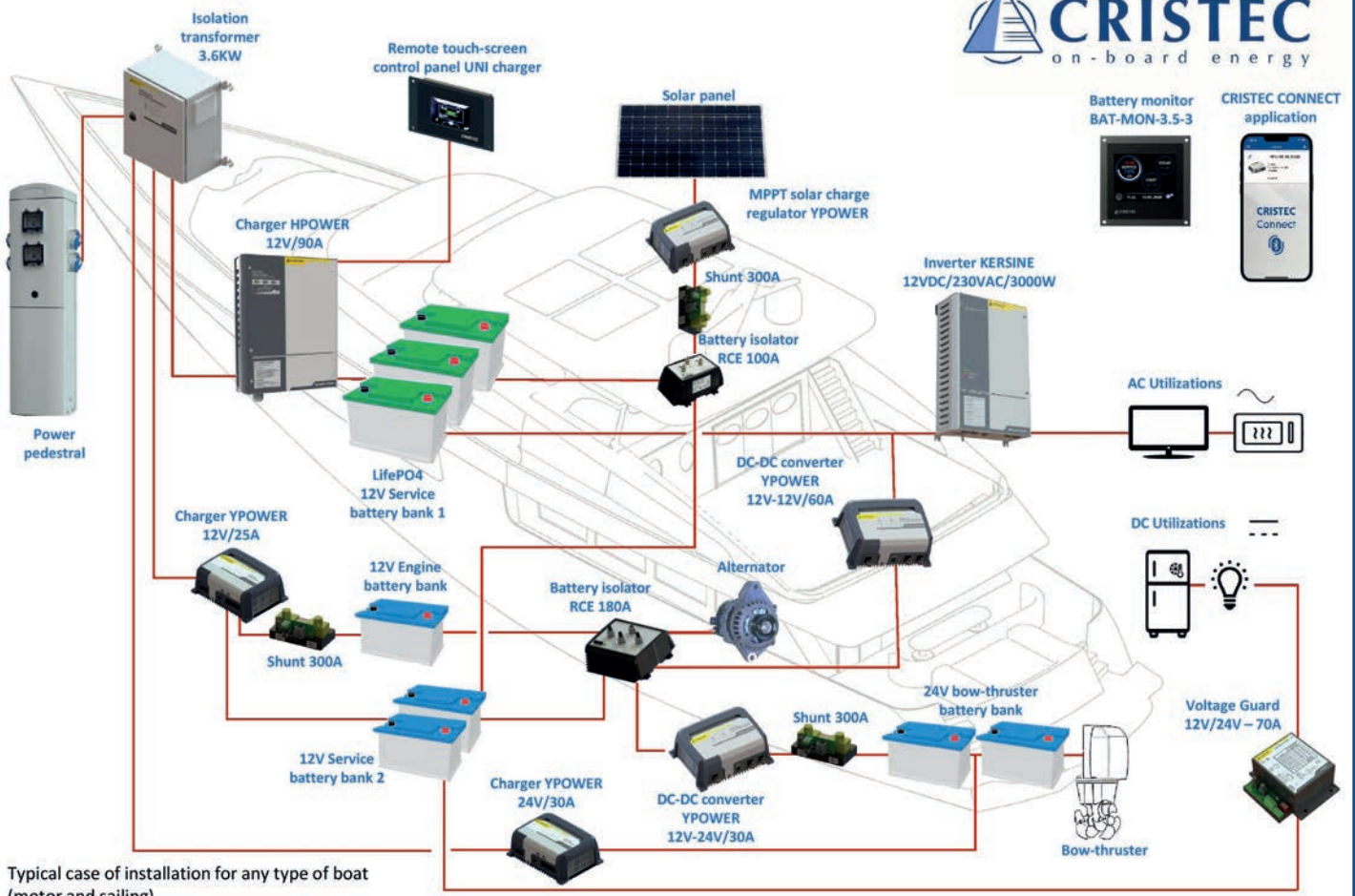
# ISOLATION TRANSFORMER IT

Description	Reference
3600W transformer - Manual	IT-3600-M
3600W transformer - Automatic	IT-3600-A



**Integrated softstart**  
**115/230VAC**  
**Manual switching or automatic recognition of the input network**





Typical case of installation for any type of boat (motor and sailing)



**CR**reation  
**I**nnovation  
**S**cientific and  
**TEC**hnical





# CRISTEC GENERAL CONDITIONS OF SALE

## Clause 1: Object and Scope

All orders imply that the buyer accepts without reserve and fully adheres to these general conditions of sale which take precedence over any document belonging to the buyer, and in particular over any general conditions of purchase. These general conditions of sale apply to all sales made by the company CRISTEC SAS, hereafter known as "CRISTEC".

Consequently, by placing an order, the client fully adheres to these general conditions of sale, unless special conditions have been granted to the buyer in writing by CRISTEC. All other documents aside from these general conditions of sale, and in particular catalogues, brochures, advertisements and leaflets, are only informative and indicative in nature, rather than contractual.

## Clause 2: Intellectual Property

All technical documents given to the client remain the exclusive property of CRISTEC. CRISTEC is the sole holder of the intellectual property rights to these documents. These documents must be returned to CRISTEC on request. The client undertakes to make no use of these documents which is likely to infringe on CRISTEC's industrial or intellectual property rights, and undertakes not to divulge them to any third parties.

## Clause 3: Orders

All orders must include the complete reference, the name and the number for the items. Orders placed by telephone must be confirmed in writing. Purchase orders must be signed by the client and clearly indicate the invoice and delivery addresses. The client cannot revoke orders sent to CRISTEC, unless CRISTEC agrees in writing.

## Clause 4: Price

The prices and conditions applied are those that are applicable on the day the order is placed. They are displayed in EUROS and include shipment from the factory, EXCLUDING TAXES, and including standard packaging. They will be increased by the VAT rate and the transport costs that are applicable on the day of the order. Special packaging, for exports or sea transport, is invoiced as extra. CRISTEC has the right to change its prices at any time. However, CRISTEC undertakes to invoice for the goods ordered according to the prices set out on the confirmation of order receipt.

## Clause 5: Terms of Payment

1 - Payment: The price will be payable by the following methods:

- Either by cheque;
  - Or by bank transfer;
  - Or by accepted and domiciled bill of exchange. Bills of exchange sent for acceptance must be returned within the legal time limit of 48 hours, increased to 8 days to include postal delivery times. The name and date cannot be changed unless by prior agreement.
  - Or credit card (Distance Selling). The cards accepted are Visa, MasterCard and Amex. The debit of the card is done at the order.
- No discount will be given for early payment.

The choice of the method of payment and the time limit for payment will be agreed upon in advance – if not specified on the valid quotation or commercial bid – by CRISTEC

2 - Late payment: partial or total non-payment will automatically lead immediately and without prior warning to:

- The outstanding balance being demanded, regardless of the agreed method of payment.
  - The payment of penalties automatically due, the day following the settlement date shown on the invoice in cases where the amounts payable are settled after that date.
- Unless there is a provision to the contrary, which cannot however set an interest rate at less than three times the legal interest rate, the penalty interest rate for late payment shall be equal to the 3-month EURIBOR rate, plus five percentage points.
- A penalty clause being demanded: in the event of a contentious intervention, the application of compensation equivalent to 15% of the unpaid sum as damages, on top of the legal fees and legal interest.
  - The cancellation of the sale and the retention of title without prejudice to all damages; CRISTEC will keep any deposits that have been paid.

## Clause 6: Delivery Times

The delivery time set out on the confirmation of order receipt is given as an indication only and cannot in any way be guaranteed, as it depends notably on the availability of carriers and the order in which orders are placed. CRISTEC endeavours to respect the delivery times that it sets out on the order acceptance note, depending on the reference logistic time, and to perform the orders, except in the event of force majeure or circumstances out of its control, such as strikes, extreme cold, fire, storms, floods, epidemics and supply problems, without this list being exhaustive. Delivery delays cannot give rise to any penalties or compensation, nor can they be cause for order cancellation. Any delay compared to the indicative delivery time initially set out cannot be a justification for cancelling an order that has been placed by the client and recorded by CRISTEC.

## Clause 7: Delivery

Delivery is made in the following ways:

- Either the goods are delivered directly to the buyer;
- Or a note is sent to the buyer, alerting him/her that the goods are available in the shop;
- Or the goods are delivered to a location given by the buyer on the purchase order.

The risks pertaining to the goods sold are transferred to the buyer when the goods are passed over either to the buyer or to the carrier. The buyer bears all transport risks. In the event that goods go missing or are damaged in transit, the buyer must notify all the necessary reservations to the carrier. In accordance with article L133-3 of the commercial code, if the carrier has not received notification of reservations by registered post with acknowledgement of receipt within 3 days of the delivery of the goods, and if a copy of these reservations has not been simultaneously sent to CRISTEC, it will be considered that the client has accepted the goods.

## Clause 8: Termination

If, within fifteen days following the application of clause 5-2 «Late payment», the buyer has not paid the remaining sums due, the sale will automatically be cancelled and the way can be opened for the allocation of damages payable to CRISTEC.

## Clause 9: Retention of Title

CRISTEC remains the owner of the goods sold until payment in full of the principle and other charges. Therefore, if the buyer goes into administration or is under court-supervised liquidation, CRISTEC reserves the right to claim for the goods sold that have not been paid for, within the framework of a class action.

## Clause 10: Warranty

The warranty conditions are set out in the technical leaflets (user manuals) included with the products. As part of this warranty, defective parts are replaced and repairs are carried out free in our workshops in Quimper. On the other hand, the warranty does not cover:

- Accidents linked to flood damage;
- Accidents linked to lightning;
- Assembly and disassembly costs;
- Breakdowns resulting from use or installation that does not conform to the instructions given in the technical leaflets (falls, incorrect feed, faulty assembly etc.);
- Breakages caused by the actions of an unauthorised person;
- Transport costs;
- And all other charges (travel, goods transport, handling, downtime, time in dry dock etc.).

## Clause 11: Force Majeure

CRISTEC cannot be held liable if it cannot perform or is delayed in performing one of its obligations set out in these general conditions of sale due to a case of force majeure. Force majeure refers to all exterior events that are unforeseeable or irresistible in the sense of article 1148 of the Civil Code.

## Clause 12: Jurisdiction

Any dispute relating to the interpretation and the performance of these general conditions of sale is subject to French law, to the exclusion of any other law and, additionally, to the Vienna Convention (The United Nations Convention on Contracts for the International Sale of Goods). If the dispute cannot be resolved amicably, it will be brought before the Commercial Court of Quimper.

CRISTEC reserves the right to change its price at any time.

The characteristics mentioned above are subject to change without prior notice.





# CRISTEC

on - board energy

23 ZA Penn ar Roz  
29150 CHATEAULIN  
France

Tel : + 33 2 98 53 80 82  
Fax : + 33 2 98 55 64 94

E-mail : [info@cristec.fr](mailto:info@cristec.fr)

